


## Year 1 Summer Homework Projects

Now we are well underway with this half term's units, we are releasing our homework projects for this term. Pupils can choose from the optional list of projects and complete as many as they like. Any homework projects that are created should be brought in by **Wednesday 15th July** so that we can celebrate them in our final week of term.

Y1 Science – Summer:

### Year 1 Science homework project


Can you draw a human body and label it to say which part is linked to which of our senses?



Y1 DT – Summer:

### Year 1 DT homework project

Can you make your own chair for a teddy bear using materials?




# Y1 History – Summer:

## Year 1 Homework Challenges- Florence Nightingale

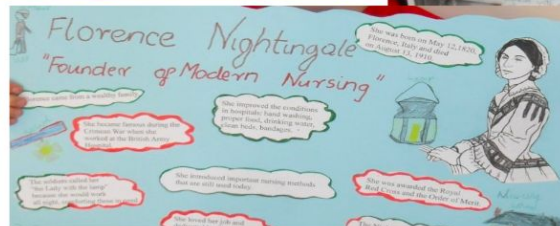
Choose one of the homework challenges to complete from last half term's History topic all about Florence Nightingale.

Create your own lamp!

Create a Florence Nightingale Fact-File.



Activity - Paper lantern





Y2 History/Geography – Summer  
Choose from the following ideas:

## History - Liverpool

### Create

Create a junk model of the Royal Albert Dock



### Write

Write a fact file about The Beatles



## Geography - Australia

### Create

Create a weather report for a city in Australia. You could upload it onto Seesaw.



### Write

Research Australia and write why people should visit.  
You could write a postcard or a letter



## Year 3 Summer Homework Projects

Now we are well underway with this half term's units, we are releasing our homework projects for this term. Pupils can choose from the optional list of projects and complete as many as they like. Any homework projects that are created should be brought in by **Wednesday 15th July** so that we can celebrate them in our final week of term.

### Y3 History/Geography – Summer

Choose from the following ideas:

#### History

- Research and write a fact file about your favourite Greek God or Goddess.
- Make a cartoon strip of a Greek Myth.
- Draw or print a map and label Alexander The Great's empire.
- Find out what sports and activities were included in the Ancient Olympics and try some of them in a safe outdoor space.

## History & Geography

Summer  
Year 3

Choose one or more of the options

#### Geography

- Make a 3D model of the water cycle.
- Draw a poster to illustrate the difference between solid, liquid and gas.
- Keep a weather log for a week.
- Explain the difference between the seasons and why they occur - you can present this in any way you choose.

### Y3 Art/DT – Summer

Choose from the following ideas:

#### Art

- Create an information poster about Monica Young
- Research and create a design for an Ancient Greek pot or vase
- Research other forms of Ancient Greek Art

## Art & DT

Summer  
Year 3


Choose one or more of the options

#### DT

- Identify some levers around your home. Take photographs if you can and explain what each is used for.
- Create your own children's story/picture book using levers.
- Make a pop-up greetings card using a variety of materials from around the house.

Y3 Science – Summer  
Choose from the following ideas:

- Create a poster about the magnetic materials in your house
- Create a poster of the metals and non-metals in your bedroom
- Make up a game for 7 year olds using forces (push, pull & twist). Provide written instructions for playing.
- Your challenge is to find ten examples of forces in action around your home e.g. pulling the curtains. Design a poster, power point or diagram to present your forces.
- Create a glossary of the words: conductor, insulator, metal, non-metal and magnet
- Show forces in everyday life. Draw images and illustrations with labels and captions.



# Year 4 Summer Homework Projects

Now we are well underway with this half term's units, we are releasing our homework projects for this term. Pupils can choose from the optional list of projects and complete as many as they like. Any homework projects that are created should be brought in by **Wednesday 15th July** so that we can celebrate them in our final week of term.

## Y4 Science – Summer

Choose from the following ideas:


### Electricity

- **My Electrical Appliance Showcase:** Create a booklet or poster showing 5-7 electrical appliances, their function, and power source (mains/batteries).
- **Circuit Builders' Challenge:** Build a model of a simple series circuit using household items, labelling the cell, wires, bulb, and switch.
- **Switch It On/Off Story:** Write a story or comic strip about a lamp using a switch, explaining what happens when the switch is open and closed.
- **Conductor and Insulator Scavenger Hunt:** Find 5 conductors and 5 insulators at home, identifying them, their material, and their purpose.
- **The Electrician's Tool Kit Design:** Design 3 "junior electrician" tools, explaining the purpose of each part and whether it's a conductor or insulator.

## Y4 DT – Summer

During the summer term, we have been looking at torches and circuits in DT.

For your homework project, why not use this knowledge to create a night light? Here are some ideas to give you some inspiration!



# Y4 Geography – Summer

Choose from the following ideas:

Create a table of Natural Resources. Split your table into 'Renewable Resources' and 'Non Renewable Resources.'

Carry out research into 3 types of natural resources that we can use to create electricity. You may find this video useful.

Read about fossil fuels and renewable energy from this website and complete the activities.

[BBC - Fossil Fuels](#)

[Video](#)

Create an information poster about natural resources. It could include pictures, key facts and colours.

Can you find out about the main natural resources these countries produce?

America, Chile, Africa

Create a model or diagram of a wind turbine farm.



## Year 5 Summer Homework Projects

Now we are well underway with this half term's units, we are releasing our homework projects for this term. Pupils can choose from the optional list of projects and complete as many as they like. Any homework projects that are created should be brought in by **Wednesday 15th July** so that we can celebrate them in our final week of term.

Y5 Science – Summer:

**Make a model or a poster of the solar system, labelling the planets with facts.**



Y5 Art – Summer:

This half term we will be looking at **Walter Aubrey Thomas**, the famous architect who designed such buildings as the Liver Building.



Choose another famous architect and create a model of their famous designs using recycling from your home!

## Y5 History – Summer

Choose from the following ideas:

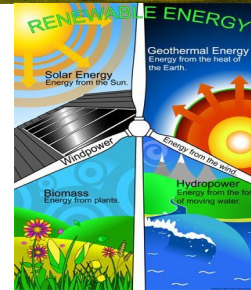
- Write a speech to influence change for the future.
- Create a sign that you could use on a picket line with a catchy slogan that makes it clear what you demand.
- Create a poster recapping all you have learned about your favourite protest from our topic.
- Write a letter to your local MP demanding change for something you are passionate about.



## Y5 Geography – Summer

Choose from the following ideas:

- Write a pledge to make a promise explaining what you are going to do to help prevent our energy crisis - think back to our 'plastic pledge.'
- Create a model of a sustainable energy resource. Think back to Tesla's wind farm as inspiration.
- Make a poster highlighting the importance of making our planet sustainable. This should be bright and informative to influence change.



### MY PLASTIC PLEDGE

I pledge to:

- Sort and recycle rubbish
- Use a reusable water bottle
- Buy more things second hand
- Avoid wasting water
- Try not to waste paper
- Avoid single use plastics
- Walk or cycle more
- Turn off lights

# Year 6 Summer Homework Projects

Now we are well underway with this half term's units, we are releasing our homework projects for this term. Pupils can choose from the optional list of projects and complete as many as they like. Any homework projects that are created should be brought in by **Wednesday 15th July** so that we can celebrate them in our final week of term.

## Y6 Science – Summer

Choose from the following ideas:

### Science Homework

As part of our Science topic we are learning about "Heart and Health". For your homework you could:

- Draw a detailed diagram of the circulatory system, respiratory system and/or digestive system
- Write a detailed explanation about how the heart or lungs work
  - Create a poster or document showing how oxygen, nutrients and water are transported and absorbed around the body
- Create a fact file showing the dangers of smoking or using drugs.
- Create a poster showing the importance of a healthy lifestyle.
- Use digital media to demonstrate the benefits of exercise
  - conduct an experiment to show how pulse rate rises after exercise

If you require anything to help you with your project please just ask your class teacher.

## Y6 DT – Summer

Choose from the following ideas:

### Design & Technology

#### Homework: Summer

#### Make:

Choose a food from another culture to your own. This could be from a country you have previously visited or simply food which you have enjoyed. Try and recreate the dish of your choice to share at home.



#### Research:

Look at the ingredients you need to make your dish. Research where each ingredient is sourced from and locate these places on a map of the world.

How far has each had to travel to reach your plate?



#### Design:

Design your own dish which represents the food which you enjoy eating within your home.

Give your dish a name and a short description of how it tastes for someone who has never eaten it.



## Ready, steady, cook!

Remember to ask an adult to help where necessary!



Y6 History/Geography – Summer  
Choose from the following ideas:

Create your own Blitz picture using black paper as a silhouette of the city.



Write a newspaper article describing a key event in WWII

Write a diary extract or a letter home as a soldier from the way.

**Year 6 Homework - Summer 2  
History - World War II**

Design your own advertising poster to persuade soldiers to join the war



Use junk and recyclable material to create your own Anderson Shelter



Write a newspaper article describing a key event in WWII

Create a timeline of events from the start of the war until the end of the war.

Create a poster of your local area




Take a visit to a local beach, park or woods and record your findings.

Research and do a fact file to show the different types of maps

**Year 6 Homework - Summer 2  
Geography - Fieldwork**

Record an observation that you could find and record the data. E.g how many cars drive down your road in an hour. You could tally this and then create your own graph.

Create a map of your local area, labelling key features



Use explanations and images to describe the difference between quantitative data and qualitative data.